

Doppstadt US

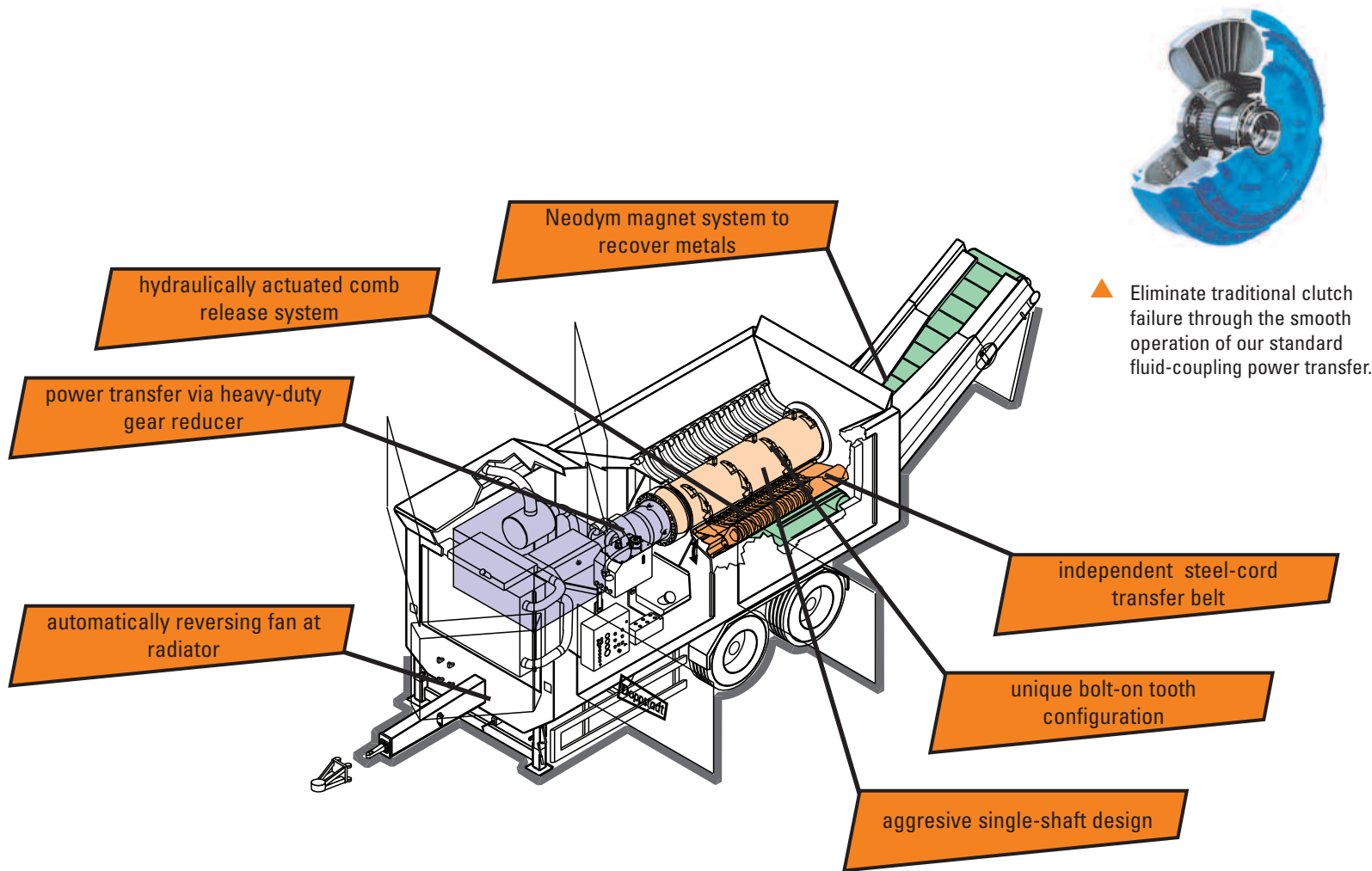
SHRED. SCREEN. GRIND.



DW Series Shredders



The DOPPSTADT difference



Virtually unlimited application potential

The exclusive combination of performance-enhancing features included on Doppstadt shredders adds up to one clear advantage: versatility. With precise control over the machine's various functions, and the built-in protection against unshreddable contaminants, the DW series delivers efficient processing power across numerous challenging applications. From highly contaminated C&D debris, to the primary reduction of bulky land-clearing waste, to quick processing of MSW waste, Doppstadt DW-series shredders can deliver the reliability and dependability you need to stay profitable.



Rail Ties



C&D Debris



Land Clearing



MSW

Seamless integration with other Doppstadt products



Combine in line with a Doppstadt SM-series trommel and/or an AK-series grinder for a complete single-pass portable processing system—now THAT'S performance.

Shaft



Control-panel interface



Control-panel interface provides easy and accurate operation of system functions and user-adjustable features for efficient and precise machine performance.

- ▲ The heavy-duty comb-and-shaft design, and easily replaceable bolt-on teeth, deliver unparalleled reduction performance in the presence of even the most challenging source material streams.

Breakaway shredding comb (shown with extensions)



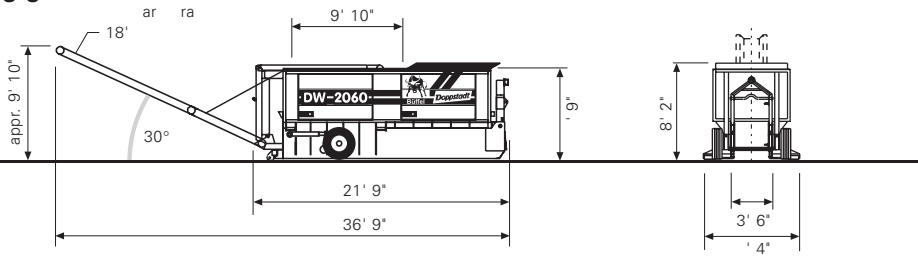
- ▲ Don't waste time pulling unshreddable materials from the reduction mechanism—or conducting expensive repairs. Our breakaway comb automatically passes contaminants according to the user-adjusted threshold of tolerance.

Fully enclosed engine



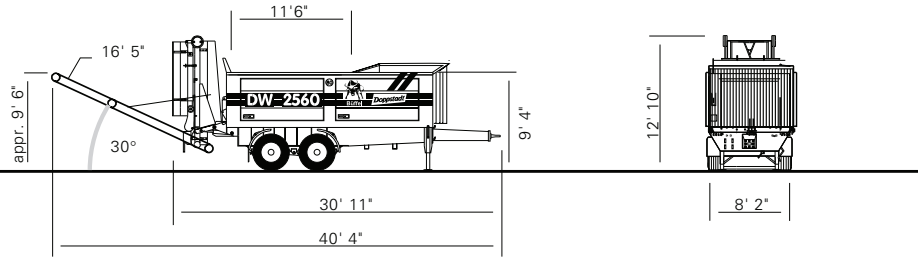
- ▲ Eliminate the risk of fire, and shield crucial machine components from unnecessary wear and tear, through the protection of fully enclosed engine and systems compartments. Provides easy access for engine maintenance from both sides.

DW 2060



| | |
|----------------|--------------|
| Model weight | 33,070 lb. |
| Engine | MB OM 906 LA |
| HP | 205 |
| Exhaust Level | TIER 3 |
| Fuel Tank | 80 gal. |
| Speed | 35 rpm |
| Conveyor Width | 32" |

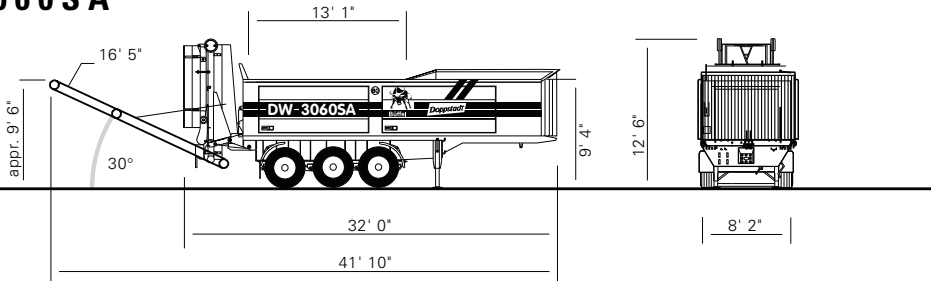
DW 2560



| | |
|----------------|--------------|
| Model weight | 41,890 lb. |
| Engine | MB OM 460 LA |
| HP | 390 |
| Exhaust Level | TIER 3 |
| Fuel Tank | 80 gal. |
| Speed | 31 rpm |
| Conveyor Width | 48" |

Also available on tracked chassis

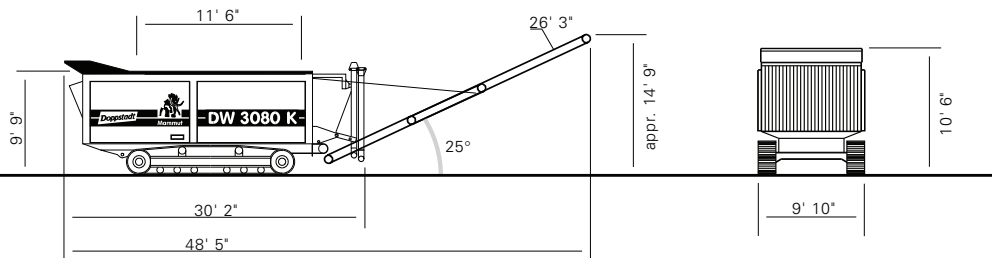
DW 3060SA



| | |
|----------------|--------------|
| Model weight | 52,910 lb. |
| Engine | MB OM 460 LA |
| HP | 430 |
| Exhaust Level | TIER 3 |
| Fuel Tank | 2 x 80 gal. |
| Speed | 32 rpm |
| Conveyor Width | 48" |

Also available on tracked chassis

DW 3080K



| | |
|----------------|--------------|
| Model weight | 100,300 lb. |
| Engine | MB OM 502 LA |
| HP | 610 |
| Exhaust Level | TIER 3 |
| Fuel Tank | 2 x 80 gal. |
| Speed | 30 rpm |
| Conveyor Width | 48" |



SHRED. SCREEN. GRIND.

DoppstadtUS

1057 Jaycox Rd.
Avon, OH 44011

440.937.3225 phone
440.937.3411 fax

sales@doppstadtus.com
www.doppstadtus.com